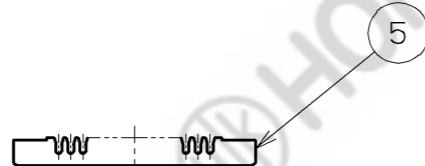
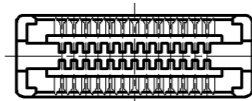
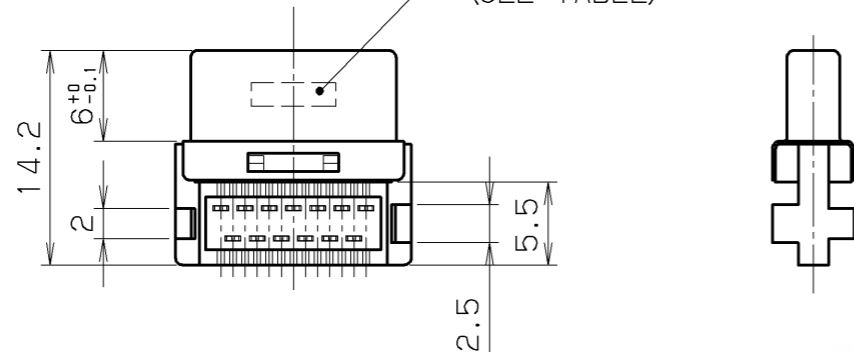


CONTACT DETAIL (5/1)

TYPE NAME OF SYMBOL
AND LOT No. (DATE)
(SEE TABLE)



- NOTE 1. CONTACT PLATING
GOLD 0.76 μ m MIN. ON MATING AREA,
GOLD 0.05 μ m ON TERMINATION AREA,
ALL OVER NICKEL 1.5 μ m MIN. UNDERPLATED.
2. APPLICABLE CONNECTOR AND COVER
HDR-EA () LMY () G1-SLE+, HDR-E () LP ()
3. ASS'Y TOOLS
FHAT-0004A: PROTRUDE WIRE CUT
FHPT-0004A: IDC PRESS
4. SPECIFICATION
RATED CURRENT 0.5A (PEAK TO PEAK 1A) / 1 CONTACT
RATED VOLTAGE 125V AC (r. m. s.)

PART NO.	APPLICABLE WIRE SIZE	TYPE NAME SYMBOL	CABLE HOUSING COLOR
HDR-E () FG1+	28AWG (7/0.127) INSULATION O.D ϕ 0.58	FG1	BLACK
HDR-E () FAG1+	30AWG (7/0.1) INSULATION O.D ϕ 0.58	FAG1	BLACK
HDR-E () FBG1+	32AWG (7/0.08) INSULATION O.D ϕ 0.44	FBG1	GLAY

LTR.	DATE	BY	REV.	DESCRIP	No.	PART NAME	MATERIAL	QTY	FINISH	NOTE			
					5	CABLE HOUSING	PBT	2		UL94V-0 SEE TABLE			
					4	SPACER	PBT	2		UL94V-0 BLACK			
					3	INSULATOR	PBT	1		UL94V-0 BLACK			
					2	SHELL	STEEL	1	NICKEL PLATING	—			
					1	FEMALE CONTACT	PHOSPHOR BRONZE	n	NOTE#1	—			
	DATE Mar. -29 2004		SCALE 2/1		UNIT mm (INCH)	3RD. A. P	HONDA TSUSHIN KOGYO CO., LTD.						
	APP. DATE&REV.						DR.	DE.	CHK.	CHK.	APP.	NAME	0.8mm SPACING SHIELDED BOARD TO CABLE FEMALE CONNECTOR (IDC)
							Y. KATO	Y. KATO	—	C. NUNOKAWA	H. EBIHARA	PART NO.	HDR-E () F () G1+

PART No.	A	B	C
HDR-E26F () G1+	15.6	0.8x12=9.6	13.6
HDR-E14F () G1+	10.8	0.8x6=4.8	8.8